

This article was downloaded by:

On: 28 January 2011

Access details: *Access Details: Free Access*

Publisher *Taylor & Francis*

Informa Ltd Registered in England and Wales Registered Number: 1072954 Registered office: Mortimer House, 37-41 Mortimer Street, London W1T 3JH, UK



Phosphorus, Sulfur, and Silicon and the Related Elements

Publication details, including instructions for authors and subscription information:

<http://www.informaworld.com/smpp/title~content=t713618290>

ESTERIFICATION OF PHOSPHONIC AND PHOSPHINIC ACID ANALOGUES OF GLUTAMIC AND ASPARTIC ACIDS WITH ETHYL ORTHOFORMATE-SCOPE AND LIMITATIONS OF THE METHOD

Ewa Żymańczyk-Duda^a; Barbara Lejczak^a; Paweł Kafarski^a

^a Institute of Organic Chemistry, Biochemistry and Biotechnology, Technical University of Wrocław, Wrocław, Poland

To cite this Article Żymańczyk-Duda, Ewa , Lejczak, Barbara and Kafarski, Paweł(1996) 'ESTERIFICATION OF PHOSPHONIC AND PHOSPHINIC ACID ANALOGUES OF GLUTAMIC AND ASPARTIC ACIDS WITH ETHYL ORTHOFORMATE-SCOPE AND LIMITATIONS OF THE METHOD', *Phosphorus, Sulfur, and Silicon and the Related Elements*, 112: 1, 47 – 55

To link to this Article: DOI: 10.1080/10426509608046348

URL: <http://dx.doi.org/10.1080/10426509608046348>

PLEASE SCROLL DOWN FOR ARTICLE

Full terms and conditions of use: <http://www.informaworld.com/terms-and-conditions-of-access.pdf>

This article may be used for research, teaching and private study purposes. Any substantial or systematic reproduction, re-distribution, re-selling, loan or sub-licensing, systematic supply or distribution in any form to anyone is expressly forbidden.

The publisher does not give any warranty express or implied or make any representation that the contents will be complete or accurate or up to date. The accuracy of any instructions, formulae and drug doses should be independently verified with primary sources. The publisher shall not be liable for any loss, actions, claims, proceedings, demand or costs or damages whatsoever or howsoever caused arising directly or indirectly in connection with or arising out of the use of this material.

ESTERIFICATION OF PHOSPHONIC AND PHOSPHINIC ACID ANALOGUES OF GLUTAMIC AND ASPARTIC ACIDS WITH ETHYL ORTHOFORMATE—SCOPE AND LIMITATIONS OF THE METHOD

EWA ŻYMAŃCZYK-DUDA,* BARBARA LEJCAK and PAWEŁ KAFARSKI

Institute of Organic Chemistry, Biochemistry and Biotechnology, Technical University of Wrocław, Wybrzeże Wyspiańskiego 27, 50-370 Wrocław, Poland

(Received July 27, 1995; in final form October 3, 1995)

Reaction of C-ethyl esters of phosphonic- and phosphinic acid analogues of glutamic and aspartic acids with ethyl orthoformate provides the mixtures of N-formylamino- and N-ethoxymethyleneimino-derivatives with nearly quantitative yields. Scope and limitations of this procedure were studied by means of GC/MS technique.

Key words: Amino acid analogues, esterification, phosphonopeptides.

INTRODUCTION

Aminoalkylphosphonic acids (**1**) are widely recognized as antimetabolites of amino acids which display interesting and useful biological properties.^{1,2} Their negligible mammalian toxicity, and the fact that they bear a very close chemical resemblance to their aminocarboxylic counterparts, makes them remarkably important structural units of phosphonopeptides and peptidomimetics. These peptides appeared to be promising enzyme inhibitors, antibacterials and anticancer drugs.^{3–5}

During the last twenty years a considerable progress in the synthesis of phosphonopeptides has been achieved.^{3,6–10} However, the preparation of the peptides from aminoalkylphosphonic acids containing additional functional group in the side-chain is still a challenge.¹¹ This is mainly due to the lack of simple methods for the preparation of the properly blocked substrates from underivatized aminoalkylphos-

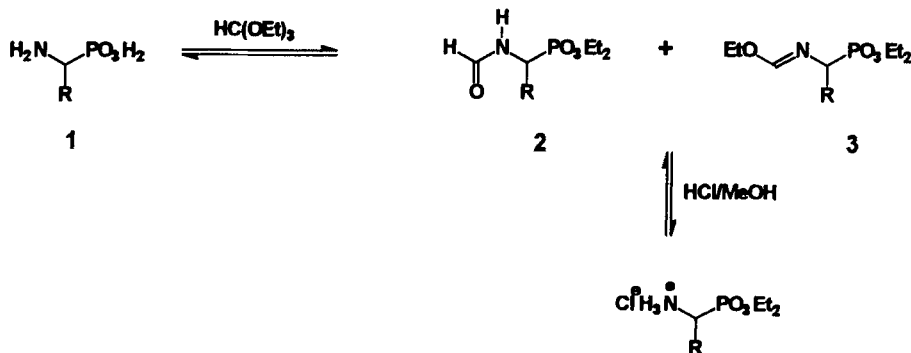


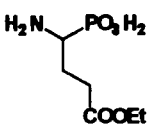
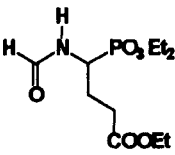
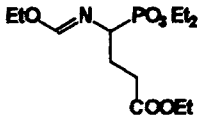
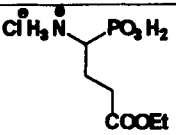
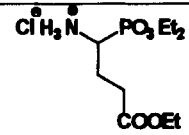
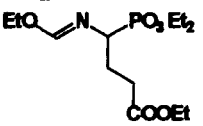
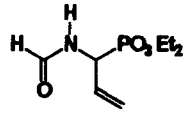
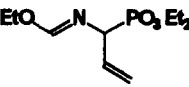
TABLE I

Reaction of phosphonic acid analogues of glutamic acid with ethyl orthoformate

| Substrate | Product | Yield (%) | Yield of unreacted substrate (%) |
|---|--|-----------|----------------------------------|
| $\begin{array}{c} \text{H}_2\text{N}-\text{COOH} \\ \\ \text{CH}_2 \\ \\ \text{PO}_3\text{H}_2 \end{array}$ | $\begin{array}{c} \text{H}_2\text{N}-\text{COOEt} \\ \\ \text{CH}_2 \\ \\ \text{PO}_3\text{Et}_2 \end{array}$ | 10 | 80 |
| | $\text{Et}_2\text{O}_3\text{P}-\text{CH}_2-\text{CH}_2-\text{PO}_3\text{Et}_2$ | 4 | |
| $\begin{array}{c} \text{H}_2\text{N}-\text{COOEt} \\ \\ \text{CH}_2 \\ \\ \text{PO}_3\text{H}_2 \end{array}$ | $\begin{array}{c} \text{H} \\ \\ \text{H}-\text{N}-\text{COOEt} \\ \\ \text{O} \\ \\ \text{CH}_2 \\ \\ \text{POEt}_2 \end{array}$ | 76 | 9 |
| | $\begin{array}{c} \text{EtO} \\ \diagup \\ \text{N}=\text{C}-\text{COOEt} \\ \\ \text{CH}_2 \\ \\ \text{POEt}_2 \end{array}$ | 7 | |
| $\begin{array}{c} \text{Cl}^-\text{H}_3\text{N}^+-\text{COOEt} \\ \\ \text{CH}_2 \\ \\ \text{PO}_3\text{H}_2 \end{array}$ | $\begin{array}{c} \text{H} \\ \\ \text{H}-\text{N}-\text{COOEt} \\ \\ \text{O} \\ \\ \text{CH}_2 \\ \\ \text{POEt}_2 \end{array}$ | 71.5 | 10 |
| | $\begin{array}{c} \text{EtO} \\ \diagup \\ \text{N}=\text{C}-\text{COOEt} \\ \\ \text{CH}_2 \\ \\ \text{POEt}_2 \end{array}$ | 7 | |
| $\begin{array}{c} \text{Cl}^-\text{H}_3\text{N}^+-\text{COOMe} \\ \\ \text{CH}_2 \\ \\ \text{PO}_3\text{H}_2 \end{array}$ | $\begin{array}{c} \text{H} \\ \\ \text{H}-\text{N}-\text{COOMe} \\ \\ \text{O} \\ \\ \text{CH}_2 \\ \\ \text{POEt}_2 \end{array}$ | 63.5 | 15 |
| | $\begin{array}{c} \text{H} \\ \\ \text{H}-\text{N}-\text{COOEt} \\ \\ \text{O} \\ \\ \text{CH}_2 \\ \\ \text{POEt}_2 \end{array}$ | 10 | |

phonic acids. One of the simplest procedures seems to be the reaction of amino-alkylphosphonic acids with orthoformates which yields the mixtures of 1-(N-formylamino)alkylphosphonate (2) and 1-(N-ethoxymethyleneimino)alkylphosphonate (3).¹²⁻¹⁴ This mixture upon reaction with the solution of hydrogen chloride in meth-

TABLE I (Continued)

| Substrate | Product | Yield (%) | Yield of unreacted substrate (%) |
|---|---|-----------|----------------------------------|
|  |  | 40 | 22 |
| |  | 29 | |
|  |  | 48 | 20 |
| |  | 4 | |
| |  | 14 | |
| |  | 10 | |

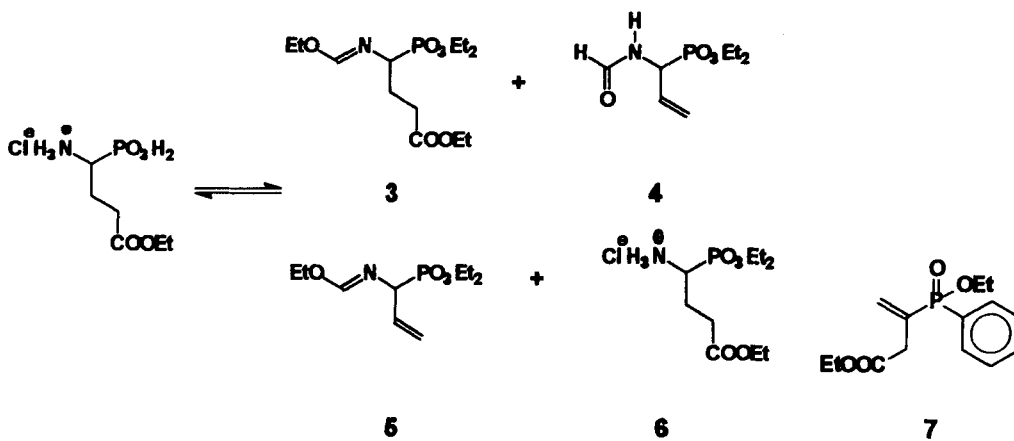


TABLE II
Reaction of phosphonic acid analogues of aspartic acid with ethyl orthoformate

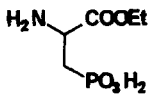
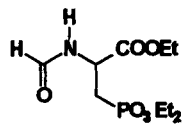
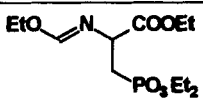
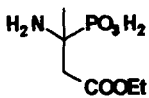
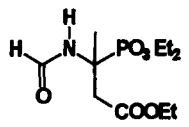
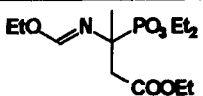
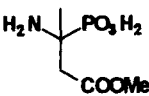
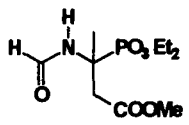
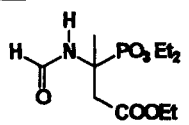

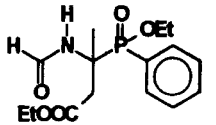
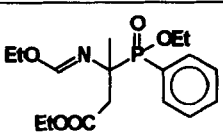
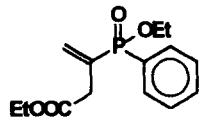
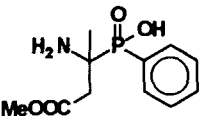
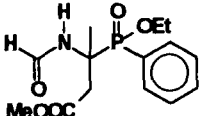
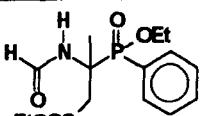
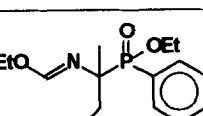
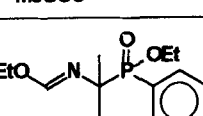
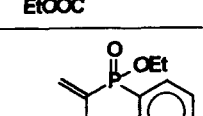
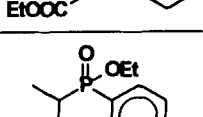
| Substrate | Product | Yield (%) | Yield of unreacted substrate (%) |
|---|---|-----------|----------------------------------|
|  |  | 90 | 0 |
| |  | 5 | |
|  |  | 56 | 5 |
| |  | 36 | |
|  |  | 46 | 11 |
| |  | 32 | |
|  |  | 22 | 0 |
| |  | 64 | |
| |  | 7 | |

TABLE II (Continued)

| Substrate | Product | Yield (%) | Yield of unreacted substrate (%) |
|---|--|-----------|----------------------------------|
|  |  | 24 | 0 |
| |  | 21 | |
| |  | 22 | |
| |  | 10 | |
| |  | 5 | |
| |  | 5 | |

anol yields the desired hydrochloride of diethyl 1-aminoalkylphosphonate with a good yield.

In this paper we report the usefulness of this procedure for the derivatization of phosphonic acid analogues of glutamic and aspartic acids.

RESULTS AND DISCUSSION

Reactions were carried out as described previously¹² and the composition of the product mixtures was studied by means of GC/MS technique. Results of the studies are summarized in Tables I (reaction of glutamic acid analogues) and II (reaction of aspartic acid analogues). As seen from Table I, underivatized phosphonic acid analogues of acidic amino acids are poor substrates and the esterification of their carboxylic acid groups should be performed prior the reaction with ethyl orthoformate. The C-ethyl esters readily reacted with ethyl orthoformate yielding the expected products 2 and 3 in good yields. The use of C-methyl esters is not recommended

because the transesterification of carboxylate moiety by orthoformate resulted in the production of the mixed esters.

The acid catalysis in the reaction of aminoalkylphosphonic acids with ethyl orthoformate was reported to increase the yield of N-formyl derivative.^{13,14} The use of C-ethyl 2-amino-4-phosphonobutyrate hydrochloride, however, did not result in any change of the reaction course. Quite surprisingly the reaction of C-ethyl 4-amino-4-phosphonobutyrate hydrochloride with ethyl orthoformate provided additionally the products of decarboxylation (compounds **4** and **5**). Also the removal of N-formyl group from **2** by hydrogen chloride providing compound **6** was observed in this case.

Another unexpected finding was the removal of the amino moiety which resulted in the formation of compound **7** observed when C-methyl and C-ethyl 3-amino-3-(P-phenyl)phosphino-butyrate were used as substrates. The mechanism of this interesting reaction remains to be determined.

EXPERIMENTAL

Materials. All the reagents were of analytical purity. Ethyl orthoformate was purchased from Aldrich (Milwaukee, Illinois, USA). Aminophosphonic and -phosphinic acids, as well as their C-alkyl esters, were prepared according to the previously described procedure.¹²

Reaction of Aminophosphonates with Ethyl Orthoformate. A suspension of C-ethyl ester of aminoal-

TABLE IV

Mode of fragmentation and principal ions in the mass spectrum of triethyl
2-(N-ethoxymethyleneimino)-4-phosphonobutyrate

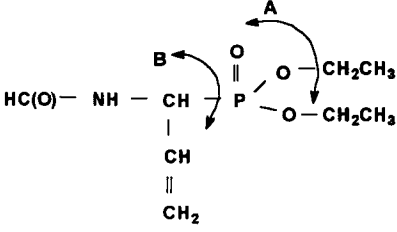
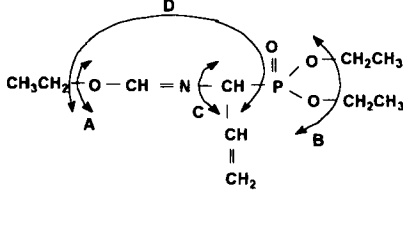
| Ion | m/z (intensity, %) | Comments |
|-------------------|------------------------|--|
| [MH] ⁺ | 324 (1.4) | protonated molecular ion |
| A | 294 (25.2) | - |
| B | 278 (4.2) | - |
| - | 249 (18.9) | ion B minus ethyl group from phosphonate moiety |
| [CH] ⁺ | 252 (10) | - |
| D | 250 (49.6) | - |
| - | 221 (55.2) | ion D minus ethyl group |
| - | 192 (39.9) | ion D minus two ethyl group |
| E | 172 (94.4) | - |
| - | 148 (44.8) | [C=CH-CH ₂ -P(O)(OEt)(OH)] ⁺ |
| - | 136 (29.4) | [CH ₂ =CH-PO ₃ HEt] ⁺ |
| - | 121 (36.6) | [CH ₂ CH ₂ -P(O)(OEt)] ⁺ |
| - | 81 (25.9) 65 (10.5) | products of -PO ₃ Et ₂ group fragmentation |
| - | 56 (100) | [H-C(O)-N=CH] ⁺ |

kylophosphonic acid (0.02 mol) in ethyl orthoformate (70 ml) was refluxed carefully in an apparatus for simple distillation for 3 h with removal of the formed ethanol. Then the unreacted substrate was filtered off and the filtrate evaporated *in vacuo* to give oily product which was analysed by means of GC/MS spectrometry.

Gas Chromatography and Mass Spectrometry. A Hewlett-Packard 5890 series II gas chromatograph with an electron impact (electron energy of 70 eV) mass spectrum detector was used. The 25 m × 0.25 mm HP1 110/8/300 capillary column was used. The column temperature was set up to 110°C for 3 minutes and then increased at a rate of 8°C min⁻¹ to 300°C. The modes of fragmentation were determined using the literature data.¹³⁻¹⁵ Similarly as described in the literature the molecular ions of these derivatives were observed in low abundance. The representative modes of fragmentations alongside with the principal ions in the mass spectra of the expected products 2 and 3 obtained starting from 2-amino-4-phosphonobutyric acid are given in Tables III and IV. The fragmentation pathways and principal ions of decarboxylation products 4 and 5 are given in Table V, whereas the data for compound 7 are collected in Table VI.

TABLE V

Mode of fragmentation and principal ions in the mass spectrum of compounds 5 and 6

|  | | |  | | |
|---|------------------|---|--|------------------|---|
| Ion | m/z intensity | Comments | Ion | m/z intensity | Comments |
| [MH] ⁺ | 222 (1.9) | protonated molecular ion | [MH] ⁺ | 250 (1.0) | protonated molecular ion |
| [M] ⁺ | 221 (19.0) | isotopic peak | [M] ⁺ | 249 (8.1) | isotopic peak |
| [AH] ⁺ | 193 (7.6) | - | [AH] ⁺ | 221 (3.8) | - |
| - | 166 (2.5) | [NHCH ₂ PO ₃ Et ₂] ⁺ | B | 193 (7.5) | EtOCH=N-CH-PO ₃ H ₂ CH=CH ₂ |
| - | 149 (1.9) | [H ₂ C=CH-CHPO ₃ EtH] ⁺ | [C-1] ⁺ | 176 (3.8) | - |
| - | 138 (18.4) | HPO ₃ Et ₂ | - | 165 (28.8) | [HN=CHPO ₃ Et ₂] ⁺ |
| - | 111 (29.7) | H ₃ PO ₃ Et | - | 138 (74.4) | HPO ₃ Et ₂ |
| B | 84 (100) | - | - | 111 (58.1) | H ₃ PO ₃ Et |
| - | 65 (3.2) | product of -PO ₃ Et ₂ group fragmentation | [DH] ⁺ | 84 (100) | - |
| - | 56 (5.1) | [H-C(O)-N=CH] ⁺ | - | 65 (2.1) | product of -PO ₃ Et ₂ group fragmentation |
| - | - | - | - | 56 (4.0) | [H-C(O)-N=CH] ⁺ |

ACKNOWLEDGEMENT

This work was supported by Komitet Badań Naukowych. The authors would like to thank Dr. Andrzej Nosal for technical assistance during GC/MS studies.

REFERENCES

1. P. Kafarski and P. Mastalerz, "Beitrage zur Wirkstofforschung," Institute of Wirkstofforschung, Berlin, Vol. 21, 1984.
2. P. Kafarski and B. Lejczak, *Phosphorus, Sulfur, and Silicon*, **63**, 193 (1991).
3. P. Kafarski, B. Lejczak and P. Mastalerz, "Beitrage zur Wirkstofforschung," Institute of Wirkstofforschung, Berlin, Vol. 25, 1985.
4. J. E. Hanson, A. P. Kaplan and P. A. Bartlett, *Biochemistry*, **28**, 6294 (1982).
5. N. Camp, P. C. D. Hawkins and P. B. Hitchcock, *Bioorg. Med. Chem. Lett.*, **2**, 1047 (1992).
6. D. Maffre-Lafon, R. E. Scale, P. Dumy, J.-P. Vidal and J.-P. Girard, *Tetrahedron Lett.*, **3**, 4097 (1994).
7. H.-J. Musiol, F. Grams, S. Rudolph-Bohner and L. Moroder, *J. Org. Chem.*, **5**, 6144 (1994).

TABLE VI
Mode of fragmentation and principal ions in the mass spectrum of compound 7

| Ion | m/z (intensity, %) | Comments |
|----------|-----------------------|---------------------------------|
| $[MH]^+$ | 283 (2.0) | protonated molecular ion |
| $[M]^+$ | 282 (12.6) | isotopic peak |
| - | 253 (3.5) | isotopic peak minus ethyl group |
| A | 237 (23.8) | - |
| B | 209 (100) | - |
| - | 185 (12.6) | $CH_3-P(OH)(OEt)C_6H_5$ |
| - | 157 (11.2) | $CH_3-P(OH)_2C_6H_5$ |
| - | 141 (83.2) | $[HPO_2(C_6H_5)]^+$ fragment |
| - | 125 (7.7) | $[HPO(C_6H_5)]^+$ fragment |
| - | 105 (3.5) | $[CP(OH)(OEt)]^+$ |
| - | 77 (42.6) | $-C_6H_5$ |
| - | 67 (8.4) | H_4PO_2 |

8. J.-H. Bateson, B. C. Gasson, T. Khushi, J. E. Neale, D. J. Payne, D. A. Tolson and G. Walker, *Bioorg. Med. Chem. Lett.*, **4**, 1667 (1994).
9. P. Kafarski and B. Lejczak, *Tetrahedron*, **45**, 7387 (1989).
10. P. Kafarski and B. Lejczak, *Tetrahedron*, **45**, 7387–7396 (1989).
11. Y. Song, D. Niederer, P. M. Lane-Bell, L. K. P. Lam, S. Crawley, M. M. Palcic, M. A. Pckard, D. L. Pruess and J. C. Nvederas, *J. Org. Chem.*, **59**, 5784 (1994).
12. P. Kafarski and B. Lejczak, *Synthesis*, 307 (1988).
13. Z. H. Kudzin, M. Sochacki and W. Kopycki, *J. Chromatogr. A*, **655**, 346 (1993).
14. Z. H. Kudzin, M. Sochacki and J. Drabowicz, *J. Chromatogr. A*, **678**, 299 (1994).
15. P. Hermann, I. Lukes, B. Maca and M. Budesinsky, *Phosphorus, Sulfur, and Silicon*, **79**, 43 (1993).